



POPPY SUSPENSION 14 FREE-STANDING

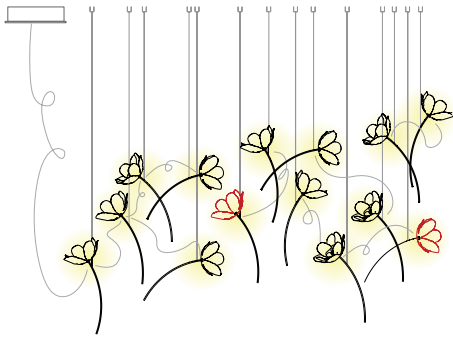
Light Source: 14 X 3,2 W Integrated LED 100 ~ 240 Vac/24 - 6.300 Lumen - 3000 or 2700 Kelvin

Dimmable: PWM, 0-10 or Triac Trailing Edge

Materials: Lentiflex®, red-painted brass stems

Weight: net 1,9 Kg - gross 4,2 Kg PWM version
net 1,5 kg - gross 3,8 Kg TRIAC version

Packaging: 80,5 x 40 x h. 15cm
80,5 x 40 x h. 15cm
31 x 28,5 x h. 6cm



MAIN COPPER ELECTRIC WIRE
max 300 cm (117")

COPPER ELECTRIC WIRE
max distance from one poppy to another max 80 cm (31")

ADJUSTABLE STEEL CABLES
min 20 cm (7-3/4")
max 300 cm (117")

FINISH	PRODUCT CODE	CANOPY DETAILS
 PRISMA/RED	POPSL00PRR03SLD000EU 3000 KELVIN TRIAC	TRIAC Ø14 x h. 4,5 cm 
	POPSL00PRR03SLD27KEU 2700 KELVIN TRIAC	
	POPSL00PRR03SLD00000 3000 KELVIN PWM	
	POPSL00PRR03SLD27K00 2700 KELVIN PWM	
	ACCESSORIES	PWM Ø19 x h. 5 cm 
	6M CABLE KIT (<i>must be ordered with lamp</i>)	
	DALI	
	CASAMBI	

POPPY SUSPENSION 7 FREE-STANDING

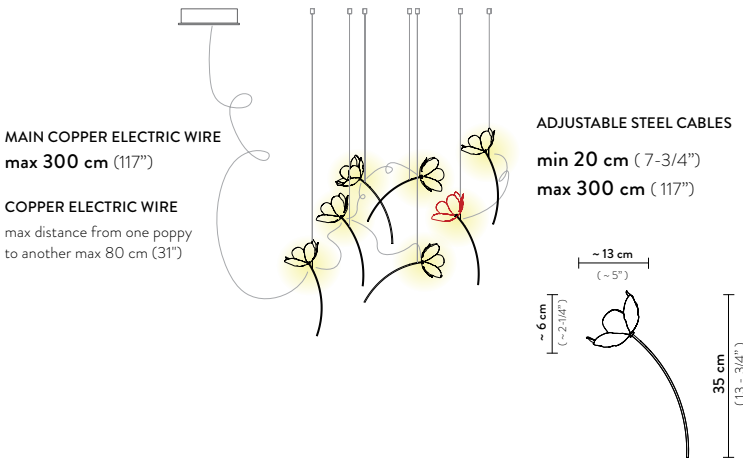
Light Source: 7 X 3,2 W Integrated LED 100 ~ 240 Vac/24 - 3.150 Lumen - 3000 or 2700 Kelvin

Dimmable: PWM, 0-10 or Triac Trailing Edge

Materials: Lentiflex®, red-painted brass stems

Weight: net 1,5 Kg - gross 2,8 Kg PWM version
net 1 kg - gross 2,3 Kg TRIAC version

Packaging: 80,5 x 40 x h. 15cm
31 x 28,5 x h. 6cm




MAIN COPPER ELECTRIC WIRE
max 300 cm (117")

COPPER ELECTRIC WIRE
max distance from one poppy to another max 80 cm (31")

ADJUSTABLE STEEL CABLES
min 20 cm (7-3/4")
max 300 cm (117")

~ 13 cm (~ 5")
~ 6 cm (~ 2 3/8")
35 cm (13 - 3/4")

FINISH	PRODUCT CODE	CANOPY DETAILS
 PRISMA/RED	POPSM00PRR03SLD000EU 3000 KELVIN TRIAC	TRIAC Ø14 x h. 4,5 cm 
	POPSM00PRR03SLD27KEU 2700 KELVIN TRIAC	
	POPSM00PRR03SLD00000 3000 KELVIN PWM	
	POPSM00PRR03SLD27K00 2700 KELVIN PWM	
	ACCESSORIES	PWM Ø19 x h. 5 cm 
	6M CABLE KIT (<i>must be ordered with lamp</i>)	
	DALI	
	CASAMBI	



SLAMP®
THE LEADING LIGHT

poppy
TECHNICAL SHEET 220V